





La liste des plus grands ports de croisière en 2016

Nombre de croisiéristes annuels

Rang	Port	Pays	2016
1	Miami		4.980.490 ^[1]
2	Port Canaveral		4.248.296 ^[1]
3	Port Everglades		3.826.415 ^[1]
4	Cozumel		3.636.649 ^[1]
5	Nassau		3.521.178 ^[2]
6	Barcelone		2.683.594 ^[3]
7	Out Islands		2.549.803 ^[2]
8	Civitavecchia		2.339.676 ^[3]
9	Îles Baléares		1.957.429 ^[3]
10	Galveston		1.730.289 ^[1]
11	George Town		1.711.853 ^[2]
12	St. Thomas/St. John		1.694.008 ^[2]
13	Philipsburg		1.668.863 ^[2]
14	Venise		1.605.660 ^[3]
15	Marseille		1.597.213 ^[3]
16	New York et New Jersey		1.537.695 ^[1]
17	Southampton		1.700.000 ^[4]
18	San Juan		1.379.367 ^[1]
19	Le Pirée		1.094.135 ^[3]
20	Naples		1.306.151 ^[3]
21	Nouvelle Orléans		1.048.112 ^[1]
22	Swettenham Pier		1.020.000 ^[5]
23	Gênes		1.017.368 ^[3]
24	Juneau		1.004.774 ^[1]
25	Seattle		983.539 ^[1]
26	Basseterre		951.021 ^[2]

Références

[1] NAFTA Region Port Cruise Traffic 2014-2016

[2] Caribbean Port Cruise Traffic 2014-2016

[3] Cruise Activities in MedCruise Ports: Statistics 2016

[4] Sea Passenger Statistics: Final 2016 Retrieved 2018-04-15.

[5] "Pier expansion crucial for Penang - Views / The Star Online", www.thestar.com.my. Retrieved 2017-12-21.